




# 2023/24 Multi-Year Budget

Blended Tax Rate




# Sample Blended Rate

25/100 is 0.25 or 25/100



	(A) 2022	(B) 2023	(C) Increase \$	Increase %	2022 Weighted Portion	Weighted Portion of Increase %
A - Township of Springwater Portion	\$100.00	\$125.00	\$25.00	25.00%	33.33%	8.33%
B - County of Simcoe Portion	100.00	120.00	20.00	20.00%	33.33%	6.67%
C - Education Portion	100.00	100.00	0.00	0.00%	33.33%	0.00%
<b>Total Tax Bill</b>	<b>\$300.00</b>	<b>\$345.00</b>	<b>\$45.00</b>	<b>15.00%</b>	<b>99.99%</b>	<b>15.00%</b>

45/300 is 0.15 or 15/100

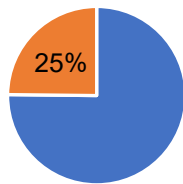


C / A = Increase %

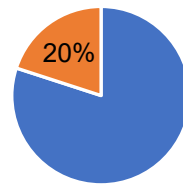
The increase percentage is the increase in dollars expressed as a fraction of the previous year

# Blended Tax Increase

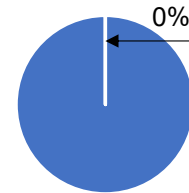
Township of Springwater



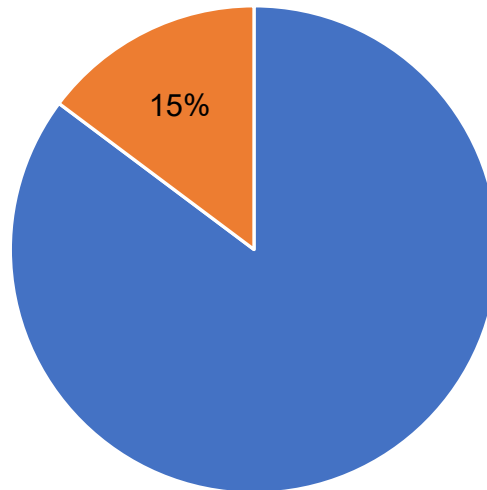
County of Simcoe



Education



Total Tax Bill



# Impact on Average Residential Property

Average Single-Family Residential Assessment (MPAC) - \$493,000

63.10/2,014.30 is  
0.0313 or 3.13/100

	2022	2023	Increase \$	Increase %	2023 Weighted Portion	Weighted Portion of Increase %
Township of Springwater Portion	\$2,014.30	2,077.40	\$63.10	3.13%	48.82%	1.52%
County of Simcoe Portion	1,375.64	1,423.78	48.14	3.50%	33.46%	1.16%
Education Portion	754.29	754.29	-	-	17.72%	-
<b>Total Tax Bill</b>	<b>\$4,144.23</b>	<b>\$4,255.47</b>	<b>\$111.24</b>	<b>2.68%</b>	<b>100.00%</b>	<b>2.68%</b>

111.24/4,144.23 is  
0.0268 or 2.68/100

Figures above exclude program changes

# Impact on Average Residential Property

Average Single-Family Residential Assessment (MPAC) - \$493,000

97.64/2,014.30 is  
0.0485 or 4.85/100

	2022	2023	Increase \$	Increase %	2023 Weighted Portion	Weighted Portion of Increase %
Township of Springwater Portion	\$2,014.30	\$2,111.94	\$97.64	4.85%	49.23%	2.36%
County of Simcoe Portion	1,375.64	1,423.78	48.14	3.50%	33.19%	1.16%
Education Portion	754.29	754.29	-	-	17.58%	-
<b>Total Tax Bill</b>	<b>\$4,144.23</b>	<b>\$4,290.01</b>	<b>\$145.78</b>	<b>3.52%</b>	<b>100.00%</b>	<b>3.52%</b>

145.78/4,144.23 is  
0.0352 or 3.52/100

Figures above include program changes

# Impact on Residential Property

	2022	2023	Increase \$	Increase %	2023 Weighted Portion	Weighted Portion of Increase %
Township of Springwater Portion	\$408.58	\$421.38	\$12.80	3.13%	48.82%	1.52%
County of Simcoe Portion	279.03	288.80	9.77	3.50%	33.46%	1.16%
Education Portion	153.00	153.00	-	-	17.72%	-
<b>Total Tax Bill</b>	<b>\$840.61</b>	<b>\$863.18</b>	<b>\$22.57</b>	<b>2.68%</b>	<b>100.00%</b>	<b>2.68%</b>

Figures above exclude program changes

Total tax bill per **\$100,000** of assessment

# Impact on Residential Property

	2022	2023	Increase \$	Increase %	2023 Weighted Portion	Weighted Portion of Increase %
Township of Springwater Portion	\$408.58	\$428.39	\$19.81	4.85%	49.23%	2.36%
County of Simcoe Portion	279.03	288.80	9.77	3.50%	33.19%	1.16%
Education Portion	153.00	153.00	-	-	17.58%	-
<b>Total Tax Bill</b>	<b>\$840.61</b>	<b>\$870.19</b>	<b>\$29.58</b>	<b>3.52%</b>	<b>100.00%</b>	<b>3.52%</b>

Figures above include program changes

Total tax bill per **\$100,000** of assessment